

COMMERCIAL STEEL DOORS & FRAMES

Warnock Hersey



NAAMM

National Association of
Architectural Metal Manufacturers



DKS

DKS Steel Door & Frame Systems, Inc.

2142 Tubeway Avenue

Commerce, CA 90040

Tel: (323) 888-7763

Fax: (323) 888-0063

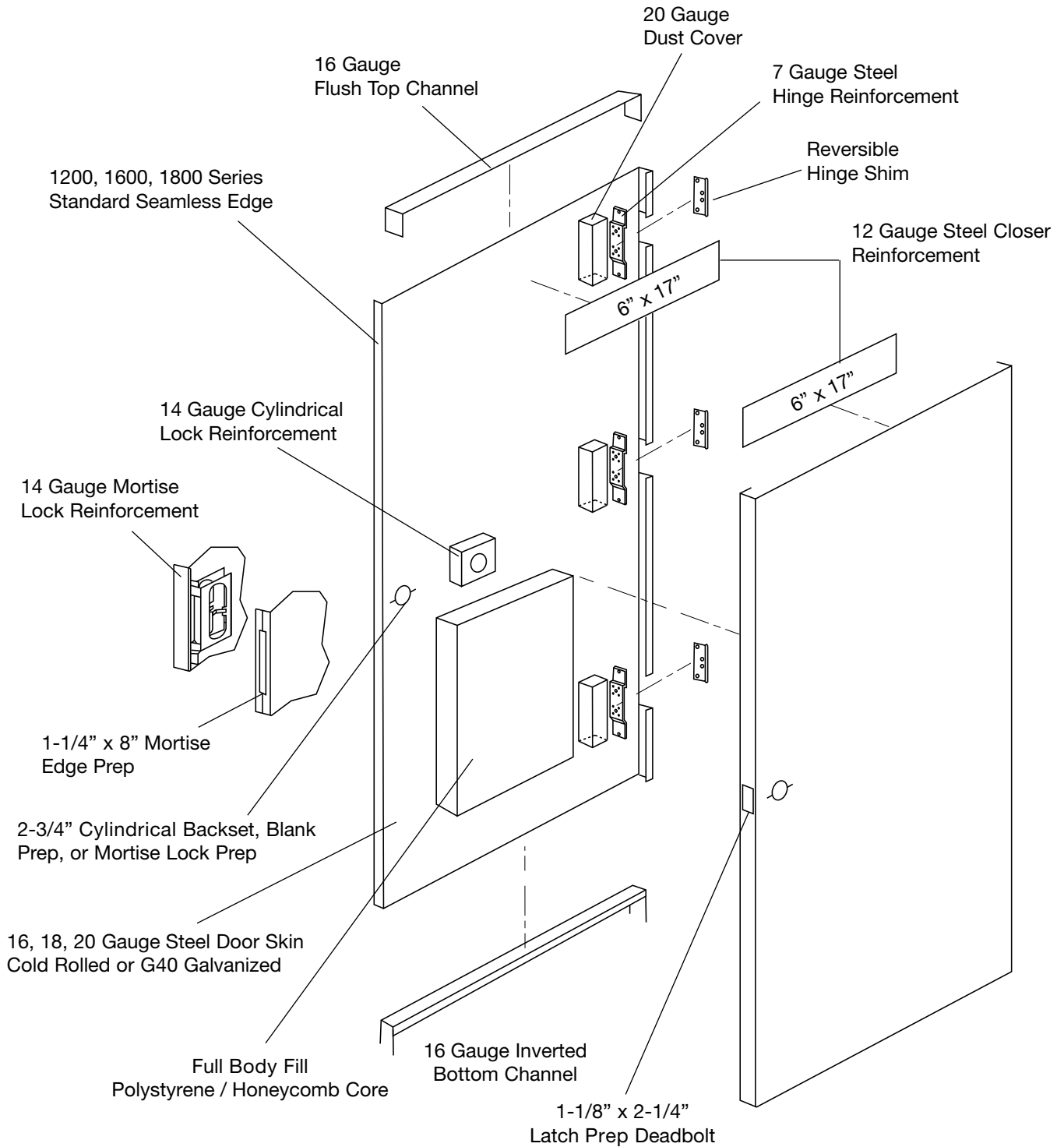
Website: www.dksdoors.com

Email: sales@dksdoors.com

Terms and Conditions

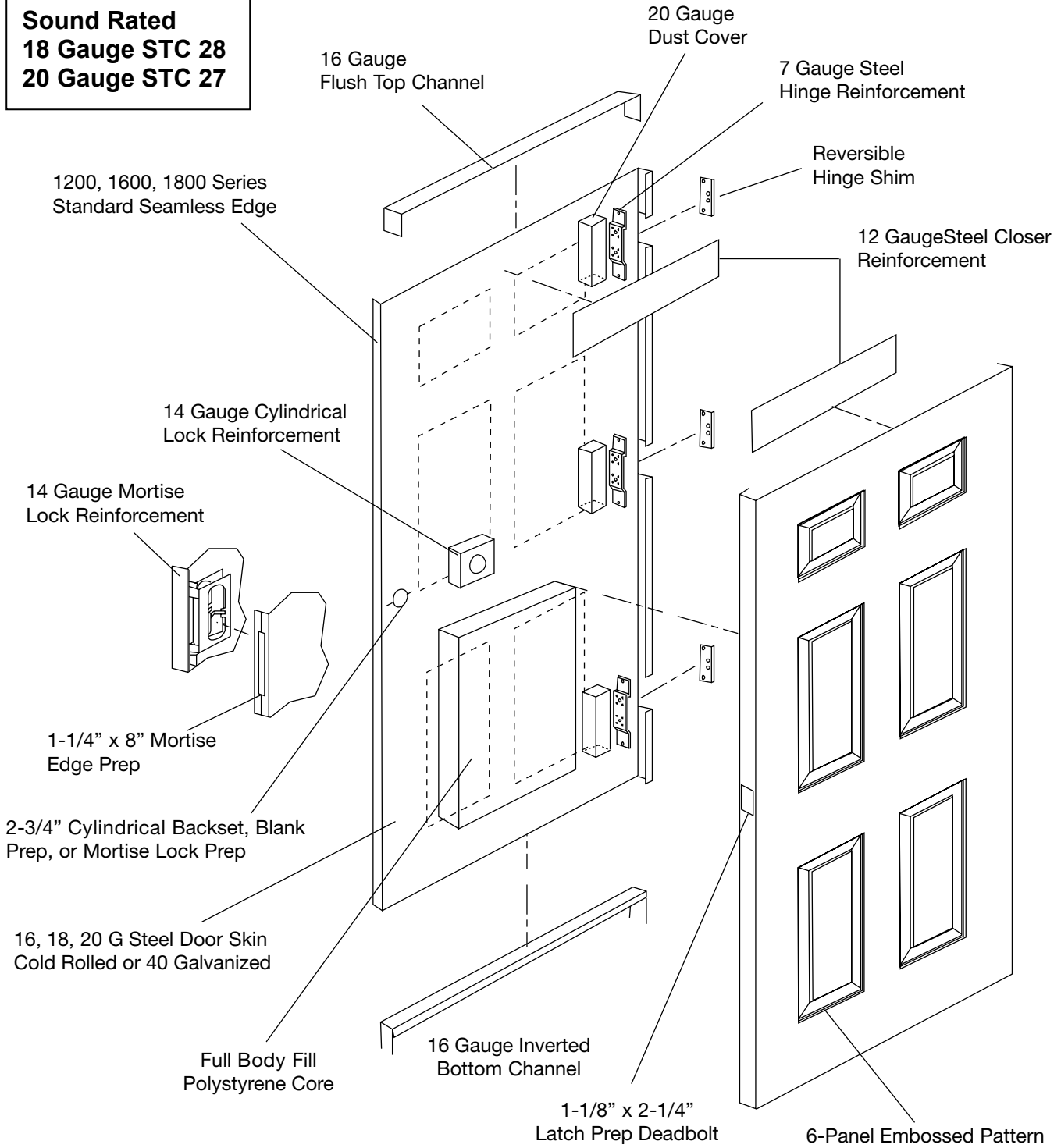
1. All published prices of DKS materials are shown as list price subject to discount for DKS approved vendors. All taxes by any governmental agency are in addition to the sale price of the material and are the responsibility of the approved purchasing vendor. All prices are subject to change without notice. Prices given are F.O.B. DKS warehouse at Commerce, California, and do not include freight or special handling services.
2. All orders are subject to availability and may be cancelled by the ordering party within 36 working hours following notification of receipt. All orders are considered individual transactions and must be accompanied by a valid purchase order issued by the customer. A minimum \$75.00 charge will be applied for any changes made to an existing order.
3. Loss or damage of material conveyed to the customer by use of public cartage or carrier is the responsibility of the consignee (customer). Filing or notification of freight claims against public conveyance is the obligation of the customer..
4. Return of Merchandise: Claims for shortages and/or incorrectly filled orders must be filed with DKS Products, Inc. within 10 days of receipt of material. Price adjustments must also be made in writing to DKS within 30 days from receipt of invoice. No returned goods will be accepted without written approval from DKS. Credit will be based upon written authorization by DKS. Such returns must be prominently marked with the return goods authorization number and shipped prepaid. Returns, if approved, are subject to a minimum restocking charge of 20% for unopened stock product and must be received in new material condition. Non stock materials and special orders are not returnable. Under no circumstance will DKS accept liability for incidental or consequential damages. Charge-backs will not be allowed. No cash refund given, exchange or replacement only.
5. Credit terms for all materials invoiced to the customer are 1% discount – 15 days, net 30 days, without hold back or retainage.
6. DKS Material Warranty: DKS doors and frames shall be warranted by manufacturer for a period of one year for all cold rolled prime painted products. Galvanized prime painted product shall be warranted for a period of 10 years. For either product the warranty begins from date of first delivery from the manufacturer. The warranty is based upon the product being used with the application of hardware for which it was designed and that standard industry recommendations for installation, maintenance, and use are followed. Including but not limited to painting, adjustment, and normal use, this warranty is limited to the replacement or repair at the option of the manufacturer.
7. AUTHORITY OF TERMS AND CONDITIONS: The terms mentioned herein are the only terms DKS will honor, and any exceptions must be approved and confirmed by an officer of DKS Products, Inc. Terms and Conditions of buyer's purchase orders will not be honored unless an agreement is reached in writing beforehand. DKS has the right to refuse credit to anyone, or has the right to refuse to fulfill any orders. No representations, arrangements or agreements not appearing on the order shall be binding upon DKS.

DKS Commercial Door Construction



DKS 1700 Series 6-Panel Door

Sound Rated
18 Gauge STC 28
20 Gauge STC 27

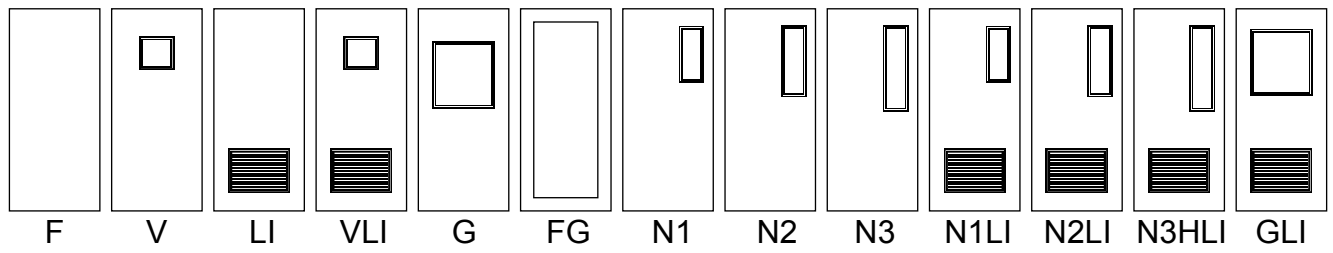


DKS Door Specifications

Series	Type	Gauge	Core	CR/GALV	Edge	Handing	Thickness	Label	Max Size
1000	Flush	16, 18, 20	Polystyrene	CR/GALV	Corner Seam	Reversible	1 3/4"	3hr/PP/S	8'0" x 8'0"
1100	Flush	16, 18, 20	Polystyrene or Honeycomb	CR/GALV	Lock Seam	Reversible or Handed	1 3/4"	3hr/PP/S	8'0" x 8'0"
1200	Flush	20	Polystyrene	CR/GALV	Seamless	Reversible	1 3/4"	3hr/PP/S	8'0" x 8'0"
1300	Stiffened	18	Mineral Wool Fill	GALV	Seamless	Handed	1 3/4"	3hr/PP/S	8'0" x 8'0"
1400	Stiffened	16	Mineral Wool Fill	GALV	Seamless	Handed	1 3/4"	3hr/PP/S	8'0" x 8'0"
1500	Retrofit Replacement	18	Polystyrene	CR	Corner Seam	Reversible	1 3/4"	N/A	
1600	Flush	16	Polystyrene	GALV	Seamless	Reversible	1 3/4"	3hr/PP/S	8'0" x 8'0"
1700	6-Panel	18, 20	Polystyrene	CR/GALV	Seamless	Reversible	1 3/4"	3hr/PP/S	8'0" x 8'0"
1800	Flush	18	Polystyrene	CR/GALV	Seamless	Reversible	1 3/4"	3hr/PP/S	8'0" x 8'0"
2000	Flush	18	Honeycomb	CR/GALV	Seamless	Reversible	1 3/4"	3hr/PP/S	8'0" x 8'0"
6000	Flush	18	Double Egress Honeycomb	CR/GALV	Seamless	Reversible	1 3/4"	3hr/PP/S	8'0" x 8'0"
9000	Temp. Rise 250 Degrees	18	Mineral core	CR/GALV	Seamless	Reversible	1 3/4"	3hr/PP/S	8'0" x 8'0"

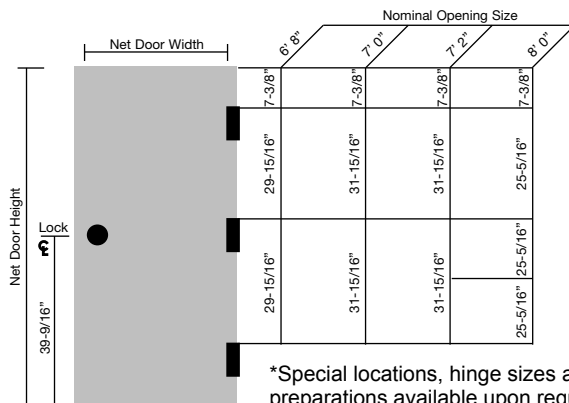
CR: Cold Rolled, PP: Positive Pressure, GALV: Galvanized, S: Smoke

Standard Door Types

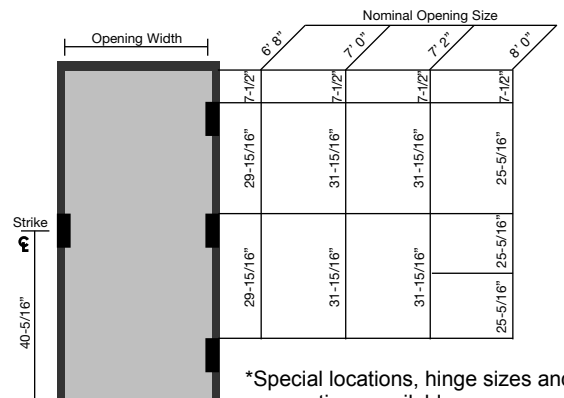


DOORS

Standard Hardware Locations 4-1/2" Hinge



FRAMES

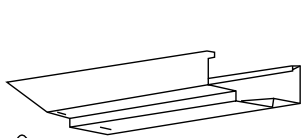


Welded or Knock Down Steel Frames

DKS Manufactures Steel Frames in standard sizes. These frames have the tightest tolerances in the industry. DKS Steel frames are available in 16 & 18 gauge for 1 3/4" doors.

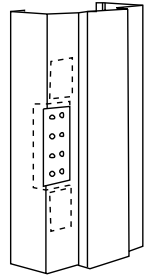
All standard frames are manufactured from cold rolled or galvanized A60 steel.

DKS Fire labeled steel frames are approved by Warnock-Hersey(WH).



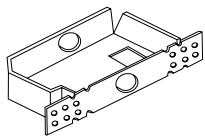
KNOCK DOWN CORNER

Exact fit corners provide for quick, easy, and accurate assembly.

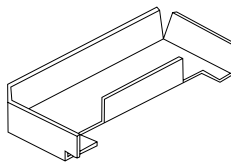


HINGE REINFORCEMENT

7 gauge standard/heavy duty hinge reinforcement.



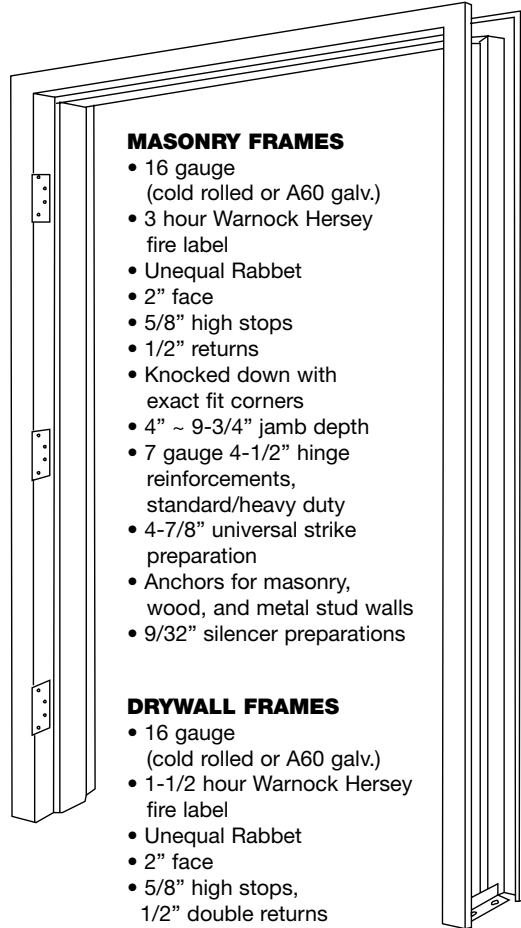
WOOD STUD ANCHOR



STEEL STUD ANCHOR



WIRE MASONRY



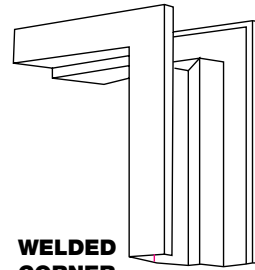
MASONRY FRAMES

- 16 gauge (cold rolled or A60 galv.)
- 3 hour Warnock Hersey fire label
- Unequal Rabbet
- 2" face
- 5/8" high stops
- 1/2" returns
- Knocked down with exact fit corners
- 4" ~ 9-3/4" jamb depth
- 7 gauge 4-1/2" hinge reinforcements, standard/heavy duty
- 4-7/8" universal strike preparation
- Anchors for masonry, wood, and metal stud walls
- 9/32" silencer preparations

DRYWALL FRAMES

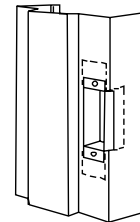
- 16 gauge (cold rolled or A60 galv.)
- 1-1/2 hour Warnock Hersey fire label
- Unequal Rabbet
- 2" face
- 5/8" high stops, 1/2" double returns
- Knocked down with exact fit corners
- 5-3/4", 5-5/8", 5-7/8", 7", 8-1/4" jamb depth
- Screw adjusting compression achors
- Sill anchors
- 7 gauge 4-1/2" hinge reinforcements, standard/heavy duty
- 4-7/8" universal strike preparation
- 9/32" silencer preparations

Also available in 18 gauge (Cold rolled and A60 galv.)



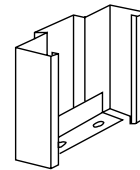
WELDED CORNER

Welded corners are tight fitting to provide a smooth seamless appearance.



STRIKE REINFORCEMENT

14 gauge strike reinforcements and mortar boxes are designed for accurate and universal function.



FLOOR ANCHOR

18 gauge floor anchors standard in all masonry frames.

Warnock Hersey



NAAMM

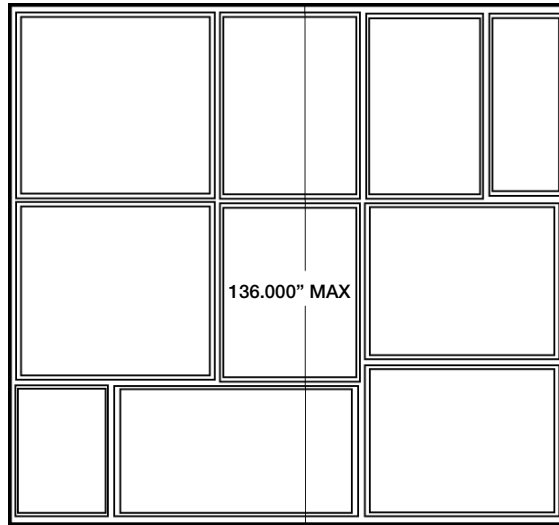
National Association of Architectural Metal Manufacturers

7500 Series Architectural Stick Components

Sidelight, Transom, and Window Frames

Fabrication Components

TYPE
Hinge Jamb 10'0 6'8" & 7'0 location
Strike Jamb 10'0
Hinge Mullion 10'0 6'8" & 7'0 locations
Strike Mullion 10'0
Blank Mullion 10'0
Stick Material 10'



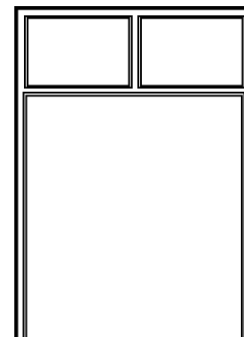
MAXIMUM GLASS OPENING: 54" WIDE 54" HIGH
NOT EXCEEDING 1296 SQ. IN.

WINDOW FRAME

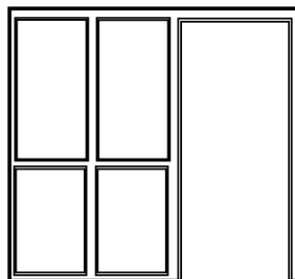


MAXIMUM GLASS OPENING:
54" WIDE 54" HIGH
NOT EXCEEDING 1296 SQ. IN.

WINDOW FRAME

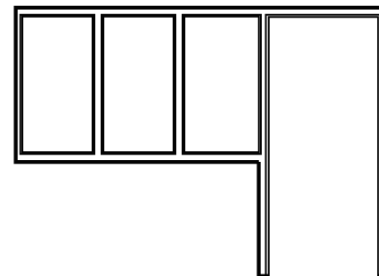


TRANSOM FRAME
MAXIMUM GLASS OPENING 54" WIDE 54" HIGH
NOT EXCEEDING 1296 SQ. IN.
MAXIMUM SINGLE DOOR OPENING 48" WIDE



MAXIMUM GLASS OPENING 54" WIDE 54" HIGH
NOT EXCEEDING 1296 SQ. IN.
MAXIMUM SINGLE DOOR OPENING 48" WIDE

SIDELIGHT FRAME



MAXIMUM GLASS OPENING 54" WIDE 54" HIGH
NOT EXCEEDING 1296 SQ. IN.
MAXIMUM SINGLE DOOR OPENING 48" WIDE 96"

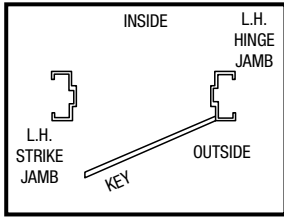
SIDELIGHT FRAME



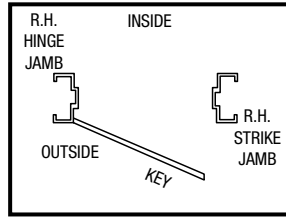
Door and Frame Handing Chart

SINGLE SWING DOORS

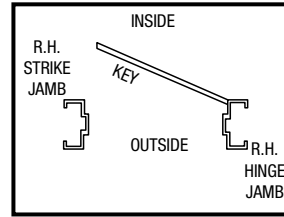
When door swings towards you and hinges are on right side of the door – **Door is R.H.R. / Frame is L.H.**
 When door swings to inside and hinges are on right side of the door – **Door is R.H. / Frame is R.H.**



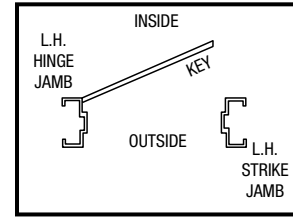
Right Hand Reverse Door
(Swing Out) Left Hand
Frame



Left Hand Reverse Door
(Swing Out) Right Hand
Frame



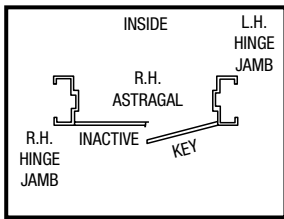
Right Hand Door (Swing
In) Right Hand Frame



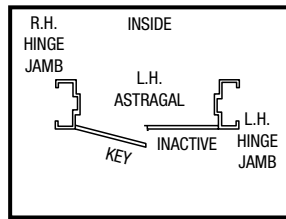
Left Hand Door (Swing
In) Left Hand Frame

DOUBLE DOORS

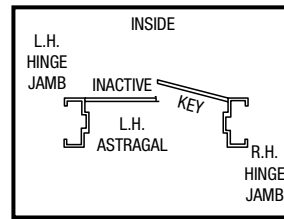
When door leaves swing towards you and hinges are on the right side of active leaf – **Door is R.H.R Active / Frame is L.H. Active**
 When door leaves swing to inside and hinges are on the right side of active leaf – **Door is R.H. Active / Frames is R.H. Active**



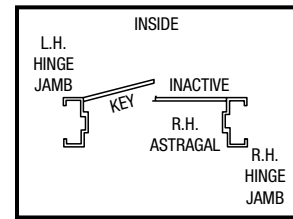
OUTSIDE
Pair of Doors – R.H.R. Active
(Swing Out)
Double Door Frame L.H. Active



OUTSIDE
Pair of Doors – L.H.R. Active
(Swing Out)
Double Door Frame R.H. Active



OUTSIDE
Pair of Doors – R.H. Active
(Swing In)
Double Door Frame R.H. Active



OUTSIDE
Pair of Doors – L.H. Active
(Swing In)
Double Door Frame L.H. Active

Warehouse Locations

California	Texas	Pennsylvania
<p>DKS Steel Door & Frame Systems Inc. 2142 Tubeway Avenue Commerce, CA 90040 Tel: (323) 888-7767 Fax: (323) 888-0063 Website: www.dksdoors.com Email: sales@dksdoors.com</p>	<p>DKS Texas Warehouse 1018 Avenue M Grand Prairie, TX 75050 Tel: (972) 660-3000 Fax: (972) 660-3001 Email: dshuckgroup.com</p>	<p>DKS Pennsylvania Warehouse 176 Westbrook Drive Honey Brook, PA 19344 Tel: (610) 273-7070 Fax: (610) 273-9053 Website: www.tabindustries.com</p>

